

Moodle App

The Moodle App is now available for you to download (on Apple and Android devices) and access your course materials.

Go to the App Store or Play Store

Search for Moodle and select **Moodle Mobile**

Click **Get** to install the app.

You must have an iTunes or Play Store account to be able to download and install Apps.

Filters ▾

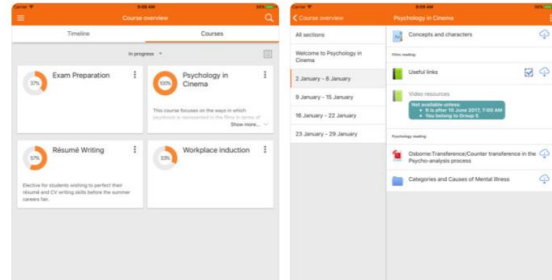
🔍 moodle



Moodle Mobile
Education

★★★★☆ 27

GET

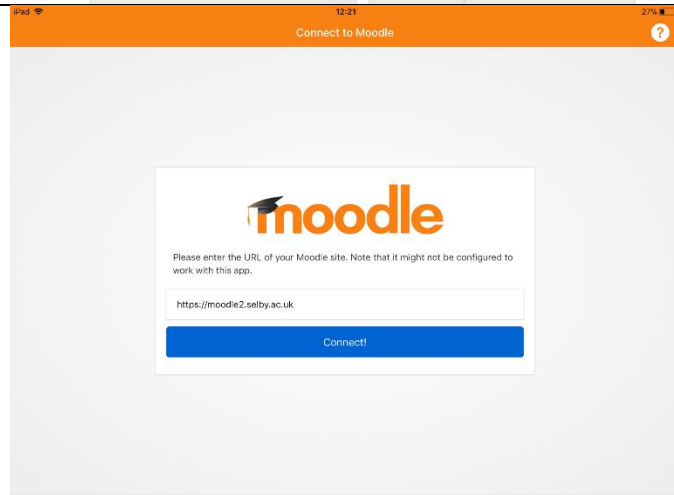


When the download has completed the App will appear and you can set up access.

Enter the following URL to connect to Moodle

<https://moodle2.selby.ac.uk>

Click **Connect**

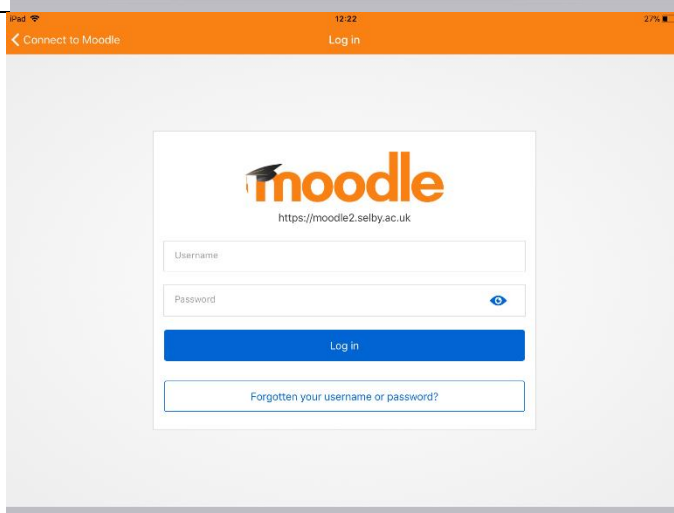


Enter in your **College Email**

Qnumber@selby.ac.uk


Use your normal college **Password**

Click **Log In**

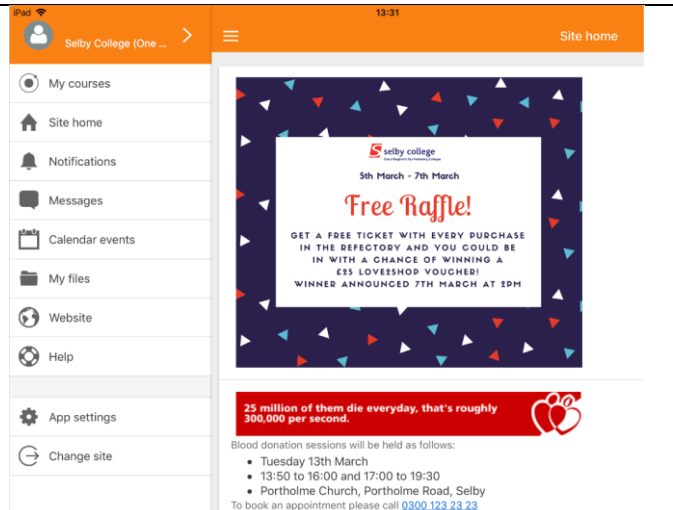


Moodle App

The home page will display when you first log in.

To access your courses click on  to open up the preview pane on the left hand side.

Select **My Courses**



All of your courses will be listed.

Click on a course to open up and access the content.

